


b —bubba bear:

Reach your dominant hand above your head to an imaginary honeycomb. Bring a fistful of honey to your mouth as a bear might do, but don't touch your mouth, and say the letter sound /b/. You are not trying to make a "b" with your body.



©2008 Zoo-phonics®, Inc.

a — allie alligator:


Extend arms forward, one over the other, to form an alligator's mouth. Open and close your hands/arms and say the letter sound /a/. (Sustain sound.) When sound blending, this becomes a quick "clap."



©2008 Zoo-phonics®, Inc.

d—deedee deer:

Use two fingers of each hand to form deer ears on your head and say the letter sound /d/.






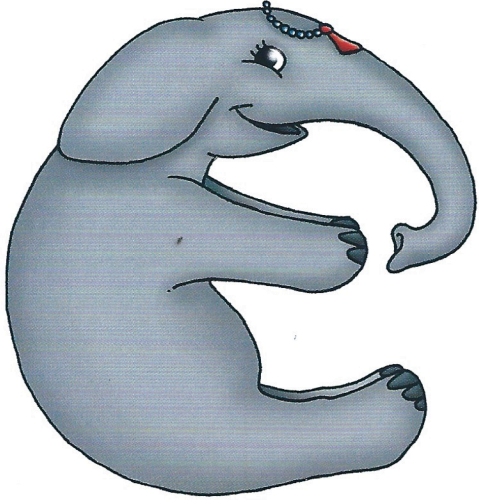
©2008 Zoo-phonics®, Inc.

c—catina cat:

Pretend you are a cat washing your face with your paw, and say the letter sound /c/.




©2008 Zoo-phonics®, Inc.



f — francy fish:

With your hands in front of your chest, place the palm of one hand on the back of the other hand to form a fish (make sure you have a thumb on each side), then wiggle your thumbs and say the letter sound /f/. (Sustain sound).



©2008 Zoo-phonics®, Inc.

e—ellie elephant:

Take one arm and swing it to your mouth, as if ellie were feeding herself a peanut. Whichever one you choose, say the letter sound /e/. (Sustain sound.)



©2008 Zoo-phonics®, Inc.

h—honey horse:


Slap both sides of your thighs or hips, suggesting a horse galloping. At the same time, say the letter sound /h/.





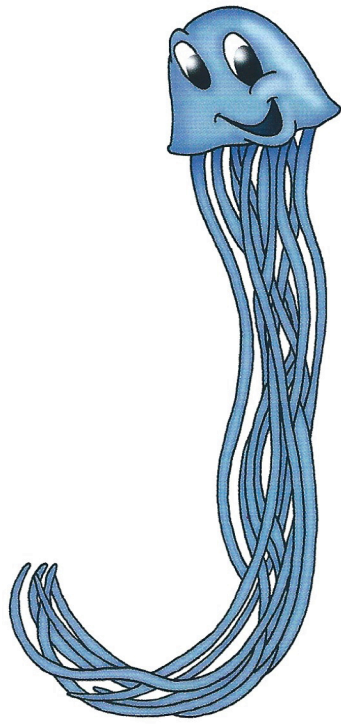
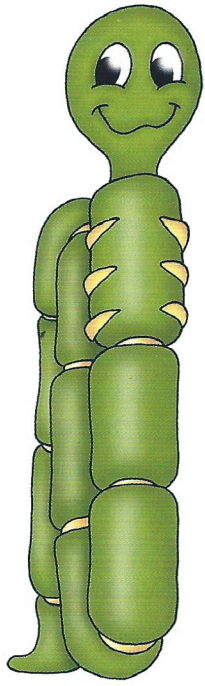
©2008 Zoo-phonics®, Inc.

g—gordo gorilla:

Pretend you are peeling a banana, gordo's favorite food, saying the letter sound /g/.



©2008 Zoo-phonics®, Inc.



j – jerry jellyfish:

Move in a jelly-like fashion (shake like jelly), or move hands and arms up and down in front of you. Whichever you do, keep hands and arms in front and not to the sides. Say the letter sound /j/.



©2008 Zoo-phonics®, Inc.

i – inny inchworm:

Using your index finger, bend it up and down, and then move your hand forward suggesting the movement of an inchworm. While Signaling, say the letter sound /i/. (Sustain sound.)



©2008 Zoo-phonics®, Inc.

l – lizzy lizard:

Place your hands under your chin with your elbows lifted up level with shoulders. Pretend you are catching a fly. Say the letter sound /l/. (Sustain sound). (Make sure the students keep their tongues in their mouths to keep a pure "l" sound.)






©2008 Zoo-phonics®, Inc.

k – kayo kangaroo:

Make two fists and pose as if boxing. Give a kick with one leg, while at the same time saying the letter sound /k/.



©2008 Zoo-phonics®, Inc.



n—nigel nightowl:

Using the thumb and four fingers of each hand, make round nightowl eyes and say the letter sound /n/. (Sustain sound.) Note: Make sure you always call nigel a "nightowl." Keep practicing – it will become familiar.



©2008 Zoo-phonics®, Inc.

m—missy mouse:

Place your hand close to your mouth and wiggle your fingers as if you are a mouse nibbling on a piece of cheese. While Signaling, say the letter sound /m/. (sustained sound).



©2008 Zoo-phonics®, Inc.

p—peewee penguin:

Stiffen both arms at the sides of your body (hands up) and do a penguin walk, waddling from side to side. While Signaling, say the letter sound /p/. (Add no schwa sound.)



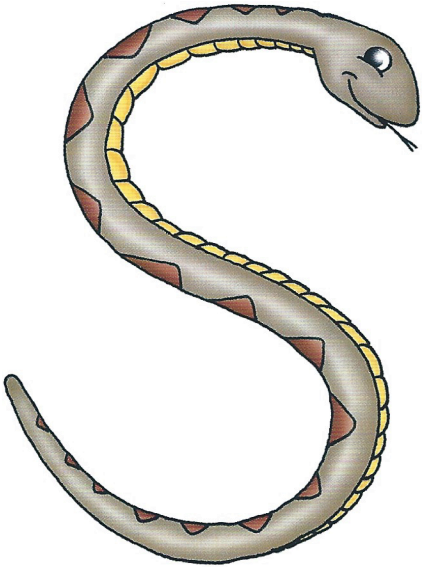

©2008 Zoo-phonics®, Inc.

o—olive octopus:

Extend each arm outward at your sides, using a waving motion to suggest the tentacles of an octopus, and say the letter sound /o/. (Sustain sound.)



©2008 Zoo-phonics®, Inc.



r—robby rabbit:

Curve both hands, raising them to your chest to represent rabbit paws. Give a hop, hop and say the letter sound /r/. (Be careful not to make an "er" or a "ruh" sound, placing a vowel before or after the "r.")



©2008 Zoo-phonics®, Inc.

q—queeny quail:


Illustrate the topknot of the California quail by placing your bent index finger forward at the top of your forehead, while saying the letter sound /q/ (kw). Note: Make sure the hand is held on the front of the forehead, not on top of the head.



©2008 Zoo-phonics®, Inc.

t—timothy tiger:

Extend your arms in a slightly bent "t" shape to suggest a tiger showing his strong muscles (the song on our CD says, "shakes the bars of his cage..."). While Signaling, say the letter sound /t/.




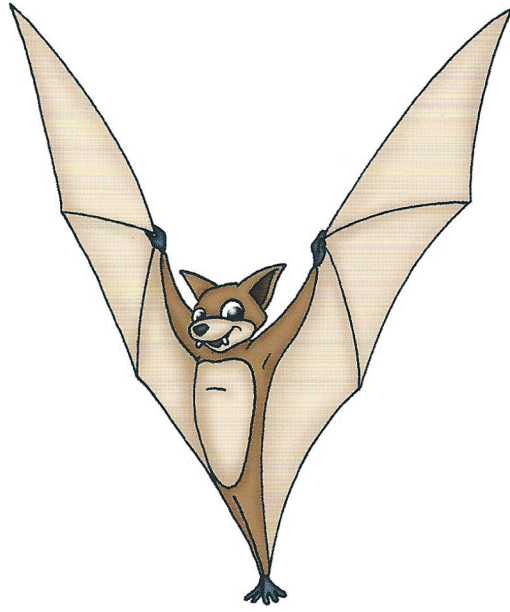

©2008 Zoo-phonics®, Inc.

s—sammy snake:

Move your hand forward in the serpentine manner of a snake, saying /s/. (Sustain sound.)



©2008 Zoo-phonics®, Inc.



v—vincent vampire bat:

Bend and raise your elbows horizontally with your hands near your mouth. Form little fangs with your index fingers. Flap elbows up and down and say the letter sound /v/. (Sustain sound.)



©2008 Zoo-phonics®, Inc.

u —umber umbrella bird:

Place your fist on top of your head to suggest holding an umbrella. Extend your other arm out to your side, and then flap that arm as if in flight, saying the letter sound /u/. (Sustain sound.)



©2008 Zoo-phonics®, Inc.

x —xavier fox:

Crossing your index fingers to form an "x." Say the letter sound /x/. ("ks"). Tell your students that the "x" in xavier comes at the front of the name, but the "x" in "fox" comes at the end.



©2008 Zoo-phonics®, Inc.

w—willie weasel:

Place your arms in front of your chest, elbows up, and hands clasped on top of one another. Move your arms in a wave-like motion. This suggests what willie weasel looks like when he is running. While Signaling, say the letter sound /w/.



©2008 Zoo-phonics®, Inc.



z—zeke zebra:

Place your hands together and lean them against your cheek to suggest zeke catching a few "z's" (sleeping). While Signaling, say the letter sound /z/. (Sustain sound.)



©2008 Zoo-phonics®, Inc.

y—yancy yak:

Form a "y-shape" by extending your thumb and little finger. Place your thumb next to your ear and your little finger next to your mouth, as though you were holding a telephone and "yakking." While Signaling, say the letter sound /y/.



©2008 Zoo-phonics®, Inc.